

VARIO 60 SURFACE

E12F0000-

base number	Color	Finish	Lens
	Temperature	Options	Options

1. To build a product code in our configurator select the specify button on the base model # product page
2. To build a manual product code on this datasheet choose from the options listed below in blue font and add the suffix to the base model #

GENERAL

Series: Vario
Subseries: Vario 60
Brand: Unonovesette
Division: Exterior
Mounting Type: Surface
Mounting Location: Above Ground
Subcategory: Flood

PHYSICAL

Shape: Cylinder
Diameter (mm): 60
Diameter (in): 2 3/8
Height (mm): 116
Height (in): 4 9/16
Light Distribution: Adjustable / Direct
Weight (kg): 0.5
Weight (lbs): 1.102
Installation Requirement: Surface mounted / Spike / Tree strap
Diffuser: Extra clear tempered / Frosted glass 6mm
Fixture Finish: ABA / ANA / ASB
Fixture Material: Machined Anticorodal Aluminium
Cable Details: 350mm NS20N PCP 2x0.5 mm2

ELECTRICAL

Lamp Type: LED
Input Wattage (W): 5.5
Total Output Wattage (W): 5
Dimming: Non-Dimming / Phase Dimming (120Vac only) / 0-10V Dimming
Driver Included: No
Driver Location: Remote
Driver Type: Constant Voltage - Universal
Driver Class: Class 2
Input Voltage (V): 120 - 277
Output Voltage (V): 24

LED

Number of LEDs: 1
Color Temperature (°K): 2700 / 3000 / 4000
Max. Delivered Lumen (lm): 415 (3000K)
CRI: >90 CRI
Lamp Life (hrs): 100000

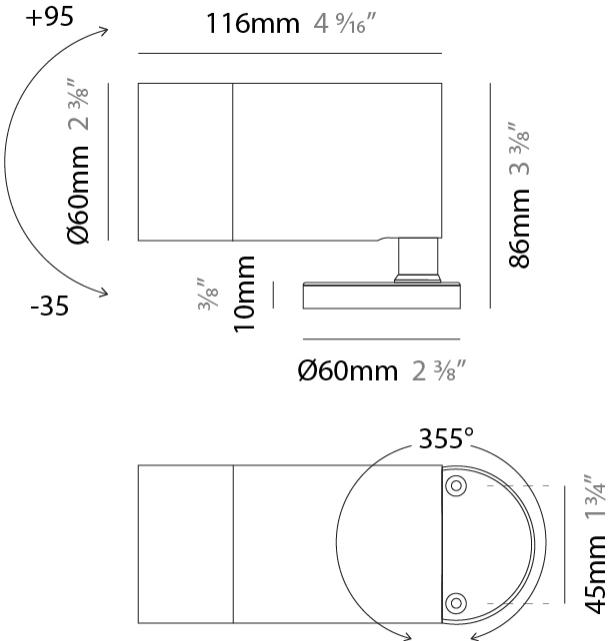
OPTICAL

Optic°: 10 / 30 / 50 / 10x45 / 45x10
Beam Angle: Narrow / Medium / Wide / Elliptical

RATINGS AND CERTIFICATIONS

Certified By: Certified for North American Standards
IP rating: IP66
IK Rating: IK08

PROJECT
TYPE
SPECIFIER
QUANTITY
DATE



PROJECT
TYPE
SPECIFIER
QUANTITY
DATE



VARIO 60 SURFACE

E12F0004-

base number	Color Temperature	Finish Options	Lens Options
-------------	----------------------	-------------------	-----------------

1. To build a product code in our configurator select the specify button on the base model # product page
2. To build a manual product code on this datasheet choose from the options listed below in blue font and add the suffix to the base model #

GENERAL

Series: Vario
Subseries: Vario 60
Brand: Unonovesette
Division: Exterior
Mounting Type: Surface
Mounting Location: Above Ground
Subcategory: Flood

PHYSICAL

Shape: Cylinder
Diameter (mm): 60
Diameter (in): 2 3/8
Height (mm): 116
Height (in): 4 9/16
Light Distribution: Adjustable / Direct
Weight (kg): 0.5
Weight (lbs): 1.102
Installation Requirement: Surface mounted / Spike / Tree strap
Diffuser: Extra clear tempered / Frosted glass 6mm
Fixture Finish: ABA / ANA / ASB
Fixture Material: Machined Anticorodal Aluminium
Cable Details: 350mm NS20N PCP 2x0.5 mm2

ELECTRICAL

Lamp Type: LED
Input Wattage (W): 10.2
Total Output Wattage (W): 9
Dimming: Non-Dimmable / 0-10V Dimming
Driver Included: No
Driver Location: Remote
Driver Type: Constant Voltage - Universal
Driver Class: Class 2
Input Voltage (V): 120 - 277
Output Voltage (V): 24

LED

Number of LEDs: 1
Color Temperature (°K): 2700 / 3000 / 4000
Max. Delivered Lumen (lm): 720 (3000K)
CRI: >90 CRI
Lamp Life (hrs): 100000

OPTICAL

Optic°: 10 / 30 / 50 / 10x45 / 45x10
Beam Angle: Narrow / Medium / Wide / Elliptical

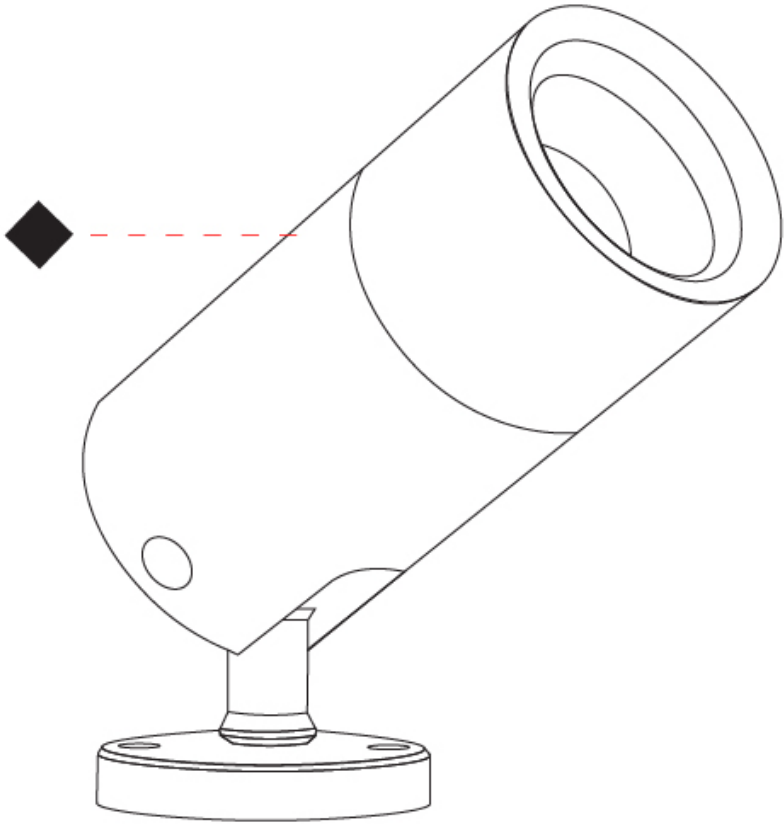
RATINGS AND CERTIFICATIONS

Certified By: Certified for North American Standards
IP rating: IP66
IK Rating: IK08

PROJECT
TYPE
SPECIFIER
QUANTITY
DATE



PROJECT
TYPE
SPECIFIER
QUANTITY
DATE



VARIO 60 SURFACE

E12F0005-

base number	Color	Finish	Lens
	Temperature	Options	Options

- 1.To build a product code in our configurator select the specify button on the base model # product page
2. To build a manual product code on this datasheet choose from the options listed below in blue font and add the suffix to the base model #

GENERAL

Series: Vario
Subseries: Vario 60
Brand: Unonovesette
Division: Exterior
Mounting Type: Surface
Mounting Location: Above Ground
Subcategory: Flood

PHYSICAL

Shape: Cylinder
Diameter (mm): 60
Diameter (in): 2 3/8
Height (mm): 116
Height (in): 4 9/16
Light Distribution: Adjustable / Direct
Weight (kg): 0.5
Weight (lbs): 1.102
Installation Requirement: Surface mounted / Spike / Tree strap
Diffuser: Extra clear tempered / Frosted glass 6mm
Fixture Finish: ABA / ANA / ASB
Fixture Material: Machined Anticorodal Aluminium
Cable Details: 350mm NS20N PCP 2x0.5 mm2

ELECTRICAL

Lamp Type: LED
Total Output Wattage (W): 11
Dimming: Non-Dimming / Phase Dimming (120Vac only) / 0-10V Dimming
Driver Included: No
Driver Location: Remote
Driver Type: Constant Voltage - Universal
Driver Class: Class 2
Input Voltage (V): 120 - 277
Output Voltage (V): 24

LED

Number of LEDs: 1
Color Temperature (°K): 2700 / 3000 / 4000
Max. Delivered Lumen (lm): 840 (3000K)
CRI: >90 CRI
Lamp Life (hrs): 100000

OPTICAL

Optic°: 10 / 30 / 50 / 10x45 / 45x10
Beam Angle: Narrow / Medium / Wide / Elliptical

RATINGS AND CERTIFICATIONS

Certified By: Certified for North American Standards
IP rating: IP66
IK Rating: IK08

PROJECT
TYPE
SPECIFIER
QUANTITY
DATE



PROJECT
TYPE
SPECIFIER
QUANTITY
DATE



VARIO 60 SURFACE

E12F0006-

base number Finish Options Lens Options

- 1. To build a product code in our configurator select the specify button on the base model # product page
- 2. To build a manual product code on this datasheet choose from the options listed below in blue font and add the suffix to the base model #

GENERAL

Series: Vario
Subseries: Vario 60
Brand: Unonovesette
Division: Exterior
Mounting Type: Surface
Mounting Location: Above Ground
Subcategory: Flood

PHYSICAL

Shape: Cylinder
Diameter (mm): 60
Diameter (in): 2 3/8
Height (mm): 116
Height (in): 4 9/16
Light Distribution: Adjustable / Direct
Weight (kg): 0.5
Weight (lbs): 1.102
Installation Requirement: Surface mounted / Spike / Tree strap
Diffuser: Extra clear tempered / Frosted glass 6mm
Fixture Finish: ABA / ANA / ASB
Fixture Material: Machined Anticorodal Aluminium
Cable Details: 350mm NS20N PCP 2x0.5 mm2

ELECTRICAL

Lamp Type: LED
Total Output Wattage (W): 12
Dimming: Phase Dimming (120Vac Only)
Driver Included: No
Driver Location: Remote
Driver Type: Constant Current - Universal
Driver Class: Class 2
Input Voltage (V): 120 - 277
Constant Current (MA): 350

LED

Number of LEDs: 1
Color Temperature (°K): 1800-3000 - Dim to Warm
Max. Delivered Lumen (lm): 824 to 22
CRI: >90 CRI
Lamp Life (hrs): 100000
Special LEDs offerings: Dim to Warm

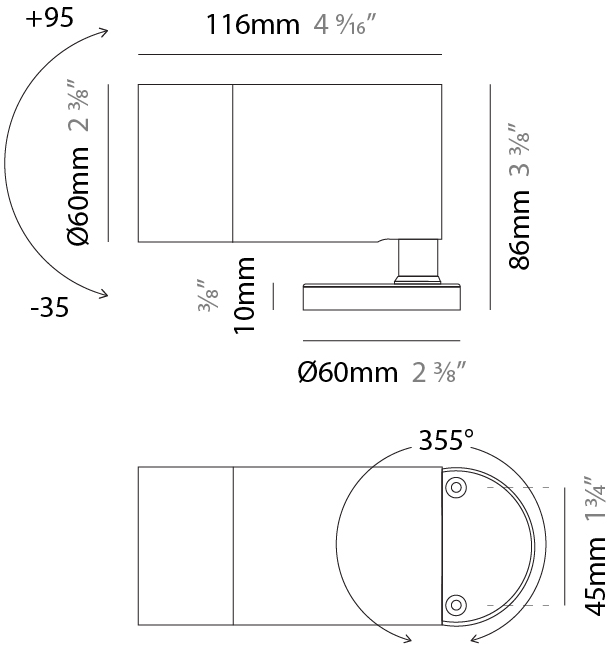
OPTICAL

Optic°: 20 / 40
Adjustability: Rotational 355°

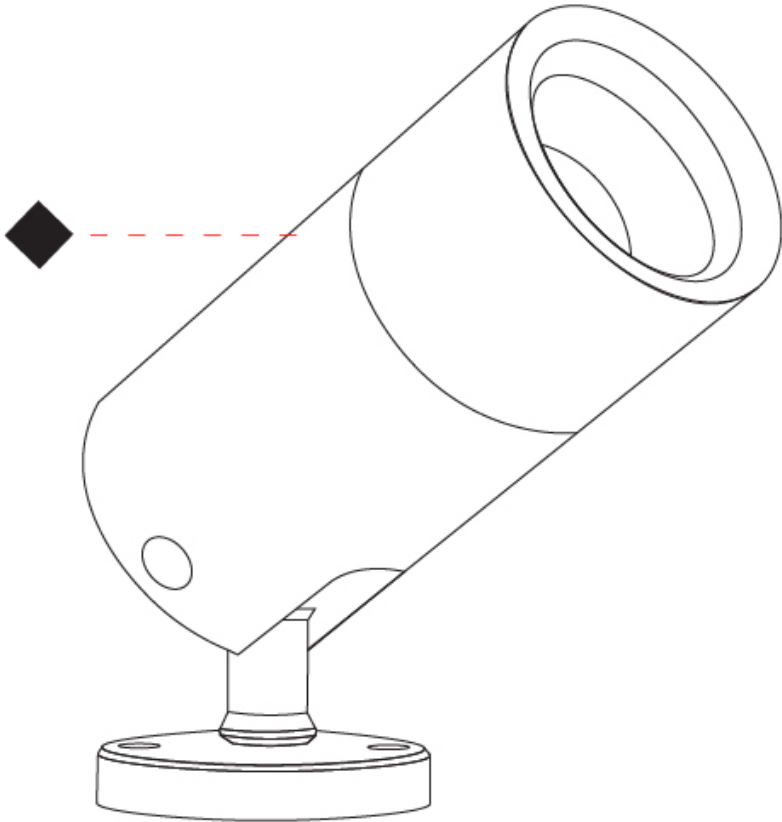
RATINGS AND CERTIFICATIONS

Certified By: Certified for North American Standards
IP rating: IP66
IK Rating: IK08

PROJECT
TYPE
SPECIFIER
QUANTITY
DATE



PROJECT
TYPE
SPECIFIER
QUANTITY
DATE



VARIO 60 SURFACE

E12F0007-

base number Finish Options

- 1. To build a product code in our configurator select the specify button on the base model # product page
- 2. To build a manual product code on this datasheet choose from the options listed below in blue font and add the suffix to the base model #

GENERAL

Series: Vario
Subseries: Vario 60
Brand: Unonovesette
Division: Exterior
Mounting Type: Surface
Mounting Location: Above Ground
Subcategory: Flood

PHYSICAL

Shape: Cylinder
Diameter (mm): 60
Diameter (in): 2 3/8
Height (mm): 116
Height (in): 4 9/16
Light Distribution: Adjustable / Direct
Weight (kg): 0.5
Weight (lbs): 1.102
Installation Requirement: Surface mounted / Spike / Tree strap
Diffuser: Extra clear tempered / Frosted glass 6mm
Fixture Finish: ABA / ANA / ASB
Fixture Material: Machined Anticorodal Aluminium
Cable Details: 350mm NS20N PCP 2x0.5 mm2

ELECTRICAL

Lamp Type: LED
Input Wattage (W): 9
Dimming: DMX
Control Gear: DMX
Driver Included: No
Driver Location: Remote
Driver Type: Constant Current - Universal
Driver Class: Class 2
Input Voltage (V): 120 - 277
Constant Current (MA): 700

LED

Number of LEDs: 1
Color Temperature (°K): RGBW
CRI: >90 CRI
Lamp Life (hrs): 100000
Special LEDs offerings: RGBW

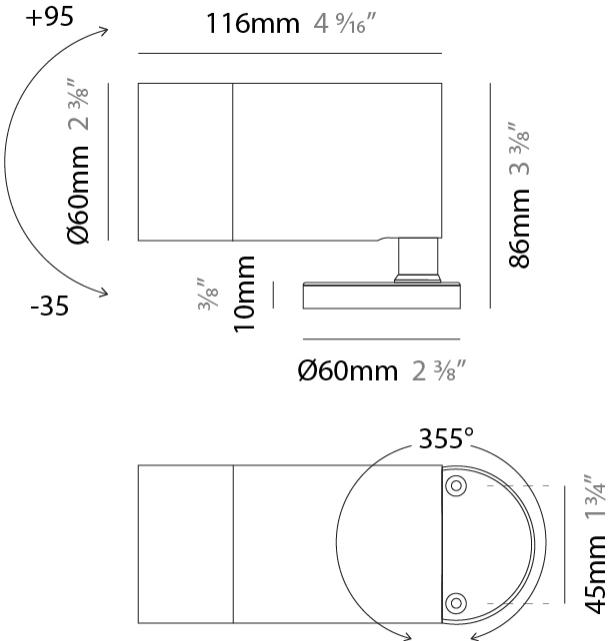
OPTICAL

Optic°: 35
Adjustability: Rotational 355°

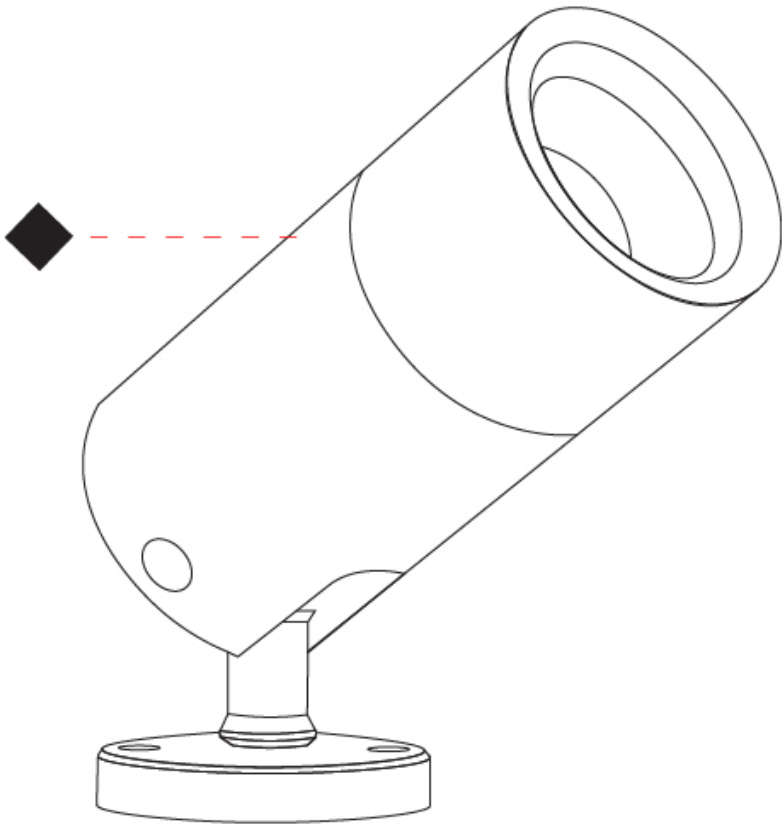
RATINGS AND CERTIFICATIONS

Certified By: Certified for North American Standards
IP rating: IP66
IK Rating: IK08

PROJECT
TYPE
SPECIFIER
QUANTITY
DATE



PROJECT
TYPE
SPECIFIER
QUANTITY
DATE



PROJECT
TYPE
SPECIFIER
QUANTITY
DATE

Fixture Finish


Black anodized - ABA



Natural anodized - ANA



Machined aged solid brass - ASB



Digital: Not all screens are calibrated the same, and therefore, colors will appear differently between screens.
Physical: When texture is involved, there will be variations in color, character and tone within a product series and between product families.



LEGEND

	floor-mounted		pivotal		special LED (upon request) RGB, RGBW, tunable, gold+, meat+, art+, fashion+
	wall and ceiling: recessed and surface mounted		rotating		warm dim / natural dimming LED
	ceiling-mounted and wall-mounted		illuminate tilted		rechargeable battery powered
	wall-mounted		color of suspension cable		fixture with natural vivid LED (upon request)
	omni-directional light distribution		length of suspension cable		color rendering index
	direct light distribution		reflector degree selection		color temperature
	direct/indirect light distribution		super spot		lumen (luminous flux)
	indirect light distribution		lens		efficacy (lumens per watt)
	asymmetric light distribution		lens pack		Unified Glare Rating (UGR) range from 5-40
	aura light distribution		shine ring		marine grade (AISI 316 stainless steel)
	round wall or ceiling cut-out		integrated shine ring with diffuser		walk on
	square wall or ceiling cut-out		free individual colors 01-29		drive on
	the supplied jig specifies the cutout dimensions		individual colors: 00 (free of charge), 01-25 (extra charge)		Dark Sky Compliance
	minimum distance (meters) lamp - object		luminaire part to be colored (F1)		Americans with Disabilities Act (less than 4" off the wall located between 27"-84" from floor)
	recessed depth		luminaire part to be colored (F2)		lamp protected against explosion
	ceiling thickness in mm		luminaire part to be colored (F3)		blown glass using traditional methods by master glass blower
	ceiling thickness selection		luminaire part to be colored (F4)		acoustic material
	dimmable DP (phase), DV (0-10V), DD (dali), DS (step-dim)		luminaire part to be colored (F5)		protection class I, protection insulation
	included or excluded LED driver/transformer/control gear		color of 3-circuit adaptor		protection class II, protection insulation
	separately switchable		indirect diffuser		ETL Certified to UL and CSA Standards
	sensor		direct diffuser		UL Certified to UL and CSA Standards
	remote control		ball-proof (upon request)		CSA Certified to UL and CSA Standards
	available upon request		accessory		Certified for North American Standards

IP RATING

	protected against ingress of solid bodies greater than 12.5mm (finger)
	protected against ingress of solid bodies greater than 2.5mm protected against sprays of water up to 60 degrees from the vertical (rain)
	protected against ingress of solid bodies greater than 1mm (wire) no protection against the ingress of moisture
	protected against ingress of solid bodies greater than 1mm (wire) protected against sprays of water up to 60 degrees from the vertical (rain)
	protected against ingress of solid bodies greater than 1mm (wire) protected against water splashed from all directions
	protected against limited ingress of dust (wet rooms/covered outdoor areas) protected against water splashed from all directions
	protected against ingress of dust protected against jets of water
	protected against ingress of dust protected against powerful jets of water or heavy seas
	protected against ingress of dust protected against immersion of water between 15cm - 1m for 30 minutes
	protected against ingress of dust protected against immersion of water under pressure for long periods

IK RATING

	protected against 0.14 joules impact (equivalent to 0.25kg mass dropped from 56mm above the surface)
	protected against 0.2 joules impact (equivalent to 0.25kg mass dropped from 80mm above the surface)
	protected against 0.35 joules impact (equivalent to 0.25kg mass dropped from 140mm above the surface)
	protected against 0.5 joules impact (equivalent to 0.25kg mass dropped from 200mm above the surface)
	protected against 0.7 joules impact (equivalent to 0.25kg mass dropped from 280mm above the surface)
	protected against 1 joules impact (equivalent to 0.25kg mass dropped from 400mm above the surface)
	protected against 2 joules impact (equivalent to 0.5kg mass dropped from 400mm above the surface)
	protected against 5 joules impact (equivalent to 1.7kg mass dropped from 300mm above the surface)
	protected against 10 joules impact (equivalent to 5.0kg mass dropped from 200mm above the surface)
	protected against 20 joules impact (equivalent to 5.0kg mass dropped from 400mm above the surface)